


# THE COST OF DISASTER ON YOUR BUSINESS



Do you know the real cost of disasters on your business? Here are some honest facts that every business-owner in the Pacific should know.

**80% of companies that do not recover from a disaster within one month are likely to go out of business.<sup>2</sup>**



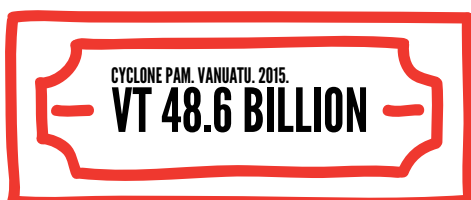
(US\$ 722,698,500)

Private sector estimated damage and losses in Fiji caused by Tropical Cyclone Winston in 2016.<sup>3</sup>



(US\$ 169,328,258)

Total personal income loss of all staff and employees post Tropical Cyclone Winston in 2016 due to the loss of 14,450,129 days of work collectively. This shows the impact disaster not only has on work productivity for business but also the impact of not being able to return to work quickly for the community.<sup>4</sup>



(US\$ 449.4 MILLION)

Total economic value of the effects caused by Tropical Cyclone Pam in Vanuatu in 2015.<sup>5</sup>

**- 0.9%**  **Downturn in economic growth in Vanuatu.**

Negative growth rate in Vanuatu after Tropical Cyclone Pam that represents a significant slowdown to the Vanuatu economy.<sup>6</sup>

**1 in 4 businesses do not reopen following a major disaster.<sup>7</sup>**



**DO YOU KNOW...**

**1 in 4 businesses do not survive after a large disaster strikes.<sup>1</sup>**

*There is one way that will ensure you stay in business in the face of any disaster or adversity:*



**Create a Business Continuity Plan (BCP) and put it into action.**

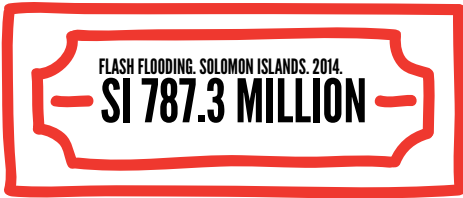
If you do not have a BCP yet or not sure what it is, download our BCP template and create one yourself using our quick 12-step guide which you can complete in 12 minutes! Visit [pipso.org.fj/stayopen](http://pipso.org.fj/stayopen)

**REDUCE RISK, BE READY, RESPOND ACCORDINGLY AND RECOVER QUICKLY FROM ANY DISASTER.**

**FOR MORE INFO**

**BECOME A DISASTER-READY BUSINESS.**

**PIPSO.ORG.FJ/STAYOPEN**



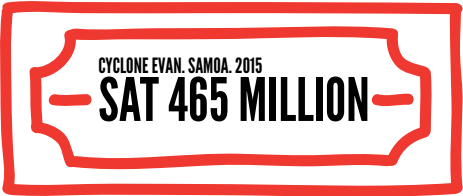
(US\$ 107.8 MILLION)

Total economic value of the effects caused by flash floods in the Solomon Islands in 2014.<sup>8</sup>



## CYCLONE EVAN. SAMOA. 9,600 LOSSES

Equivalent jobs lost for wage-earners and self employed in multiple sectors, especially agriculture and tourism in Samoa post Tropical Cyclone Evan in 2013.<sup>10</sup>



(US\$ 203.9 MILLION)

Total economic value of the effects caused by Tropical Cyclone Evan in Samoa in 2013.<sup>9</sup>



(US\$ 15,417,568)

Reported total losses by businesses in the Nadi Floods in 2009.<sup>11</sup>

The greatest source of loss was the destruction of business assets.<sup>12</sup>



Another significant source of loss was businesses' inability to operate normally during the flood period.<sup>13</sup>

### Endnotes:

- <sup>1</sup> Civil Defence Wellington Region Emergency Management Office. (2017). Retrieved February 24, 2017, from Wellington Region Emergency Management website, <http://www.getprepared.org.nz/>
- <sup>2</sup> Civil Defence Wellington Region Emergency Management Office. (2017).
- <sup>3</sup> Fiji Government. (2016, May ). Post-Disaster Needs Assessment: Tropical Cyclone Winston. Retrieved February 24, 2017, from Relief Web International, <http://bit.ly/2kSlhPH>
- <sup>4</sup> Fiji Government. (2016, May ). Post-Disaster Needs Assessment.
- <sup>5</sup> Government of Vanuatu. (March, 2015). Post-Disaster Needs Assessment: Tropical Cyclone Pam. Retrieved from Pacific Disaster Net <http://bit.ly/2mqPeCJ>
- <sup>6</sup> Government of Vanuatu. (March, 2015). Post-Disaster Needs Assessment.
- <sup>7</sup> Civil Defence. Wellington Region Emergency Management Office.
- <sup>8</sup> Government of Solomon Islands. (April 2014). Rapid assessment of the macro and sectoral impacts of flash floods in the Solomon islands.
- <sup>9</sup> Government of Samoa. (March 2013). Post-Disaster Needs Assessment Cyclone Evan 2012. Retrieved 24 February, 2017 from Pacific Disaster Net <http://bit.ly/2lxjrCm>
- <sup>10</sup> Government of Samoa. (March 2013). Post-Disaster Needs Assessment Cyclone Evan 2012.
- <sup>11</sup> SOPAC. (2009). Nadi Floods: Economic Costs January 2009: SOPAC Technical Report 426. Retrieved February 24, 2017, <http://ict.sopac.org/VirLib/TR0426.pdf>
- <sup>12</sup> SOPAC. (2009). Nadi Floods: Economic Costs January 2009: SOPAC Technical Report 426.
- <sup>13</sup> SOPAC. (2009). Nadi Floods: Economic Costs January 2009: SOPAC Technical Report 426.

Thank you to our funding and content partners

A special thank you to



FOR MORE INFO

BECOME A DISASTER-READY BUSINESS.

PIPSO.ORG.FJ/STAYOPEN